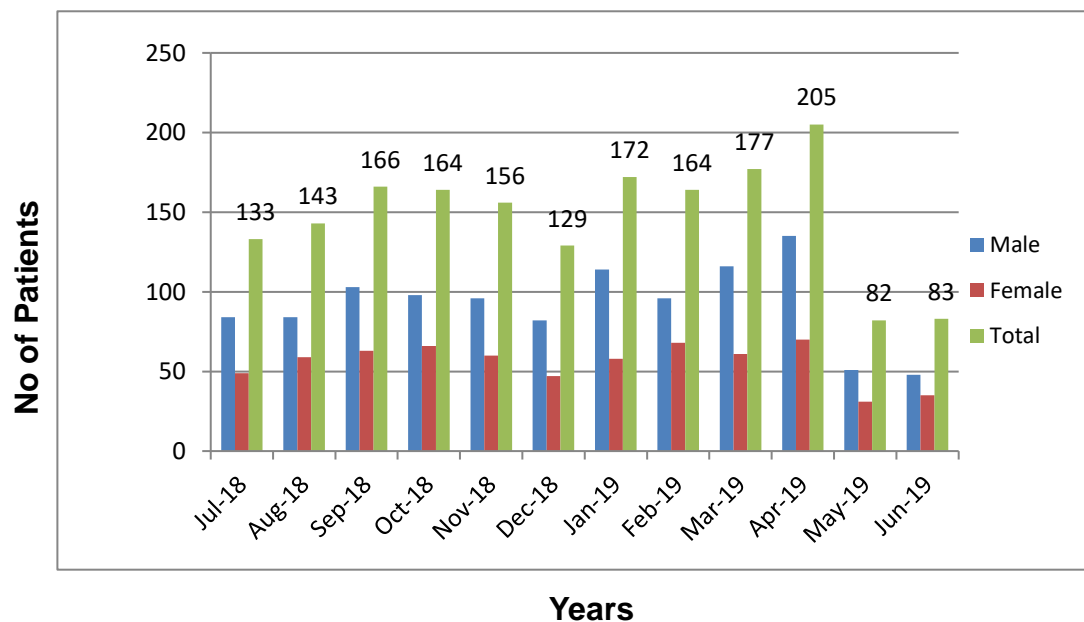


**Karachi Institute of Heart Diseases**  
**Summary of Angiography**  
**July 2018 To June 2019**

S.No	Month & Year	Male	Female	Total
1	Jul-18	84	49	133
2	Aug-18	84	59	143
3	Sep-18	103	63	166
4	Oct-18	98	66	164
5	Nov-18	96	60	156
6	Dec-18	82	47	129
7	Jan-19	114	58	172
8	Feb-19	96	68	164
9	Mar-19	116	61	177
10	Apr-19	135	70	205
11	May-19	51	31	82
12	Jun-19	48	35	83
<b>Total</b>		<b>1107</b>	<b>667</b>	<b>1774</b>

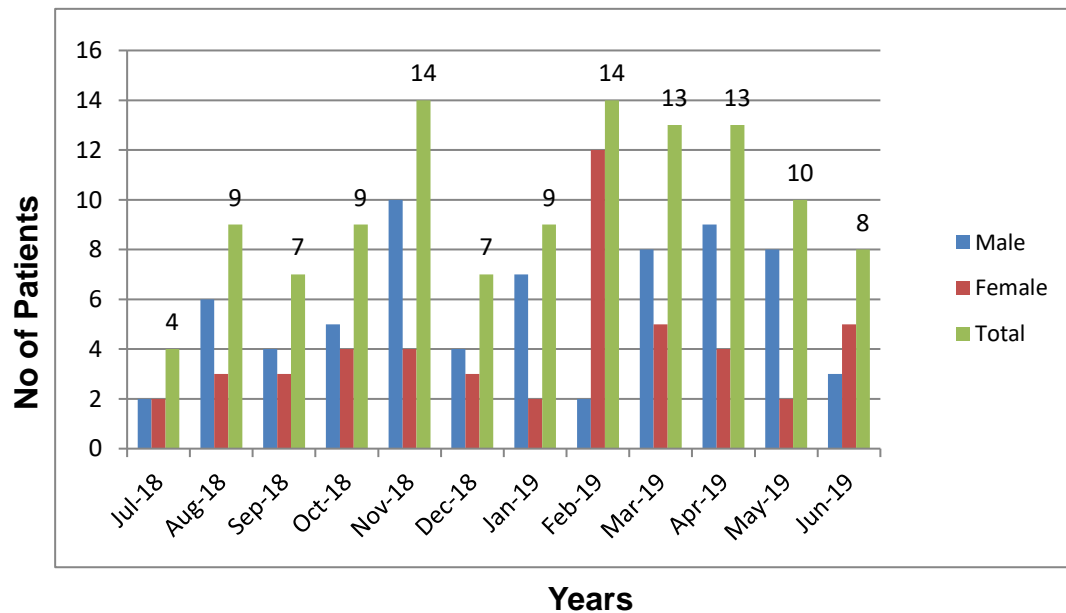
**Summary Of Angiography**  
**1 July 2018 - 30 June 2019**



**Karachi Institute of Heart Diseases**  
**Summary of Angioplasty**  
**July 2018 To June 2019**

S.No	Month & Year	Male	Female	Total
1	Jul-18	2	2	4
2	Aug-18	6	3	9
3	Sep-18	4	3	7
4	Oct-18	5	4	9
5	Nov-18	10	4	14
6	Dec-18	4	3	7
7	Jan-19	7	2	9
8	Feb-19	2	12	14
9	Mar-19	8	5	13
10	Apr-19	9	4	13
11	May-19	8	2	10
12	Jun-19	3	5	8
<b>Total</b>		<b>68</b>	<b>49</b>	<b>117</b>

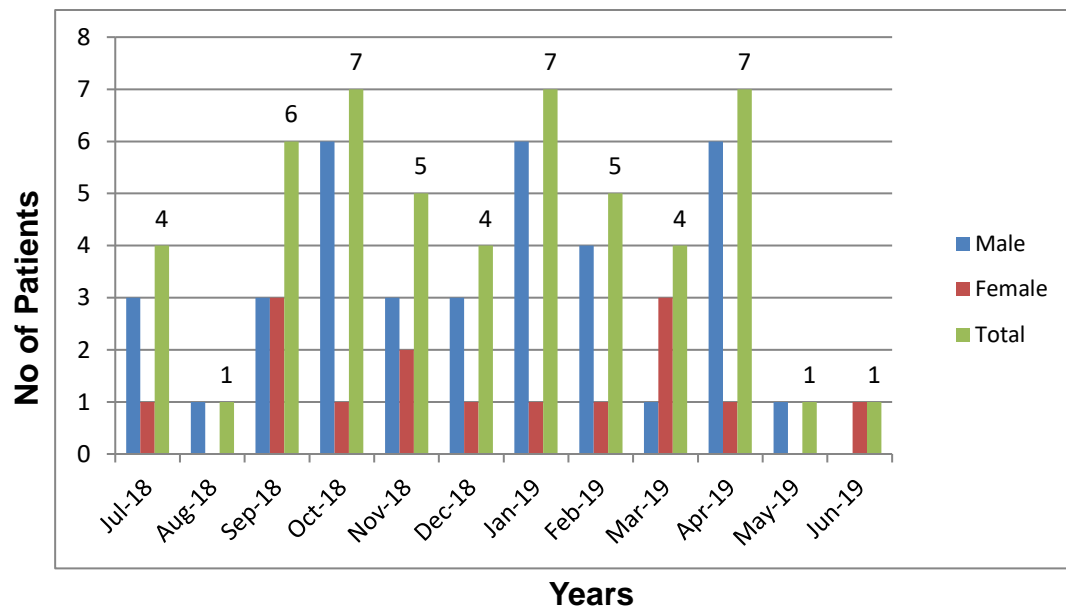
**Summary of Angioplasty**  
**1 July 2018 - 30 June 2019**



**Karachi Institute of Heart Diseases**  
**Summary of Bypass**  
**July 2018 To June 2019**

S.No	Month & Year	Male	Female	Total
1	Jul-18	3	1	4
2	Aug-18	1	0	1
3	Sep-18	3	3	6
4	Oct-18	6	1	7
5	Nov-18	3	2	5
6	Dec-18	3	1	4
7	Jan-19	6	1	7
8	Feb-19	4	1	5
9	Mar-19	1	3	4
10	Apr-19	6	1	7
11	May-19	1	0	1
12	Jun-19	0	1	1
<b>Total</b>		<b>37</b>	<b>15</b>	<b>52</b>

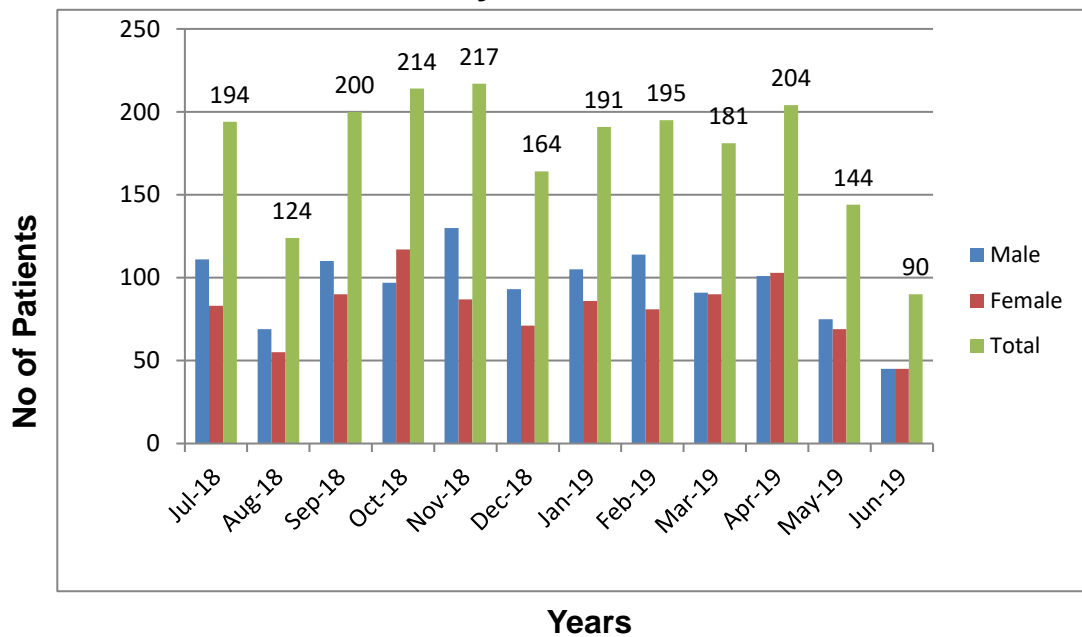
**Summary Of Bypass**  
**1 July 2018 - 30 June 2019**



**Karachi Institute of Heart Diseases**  
**Summary of Thallium**  
**July 2018 To June 2019**

S.No	Month & Year	Male	Female	Total
1	Jul-18	111	83	194
2	Aug-18	69	55	124
3	Sep-18	110	90	200
4	Oct-18	97	117	214
5	Nov-18	130	87	217
6	Dec-18	93	71	164
7	Jan-19	105	86	191
8	Feb-19	114	81	195
9	Mar-19	91	90	181
10	Apr-19	101	103	204
11	May-19	75	69	144
12	Jun-19	45	45	90
<b>Total</b>		<b>1141</b>	<b>977</b>	<b>2118</b>

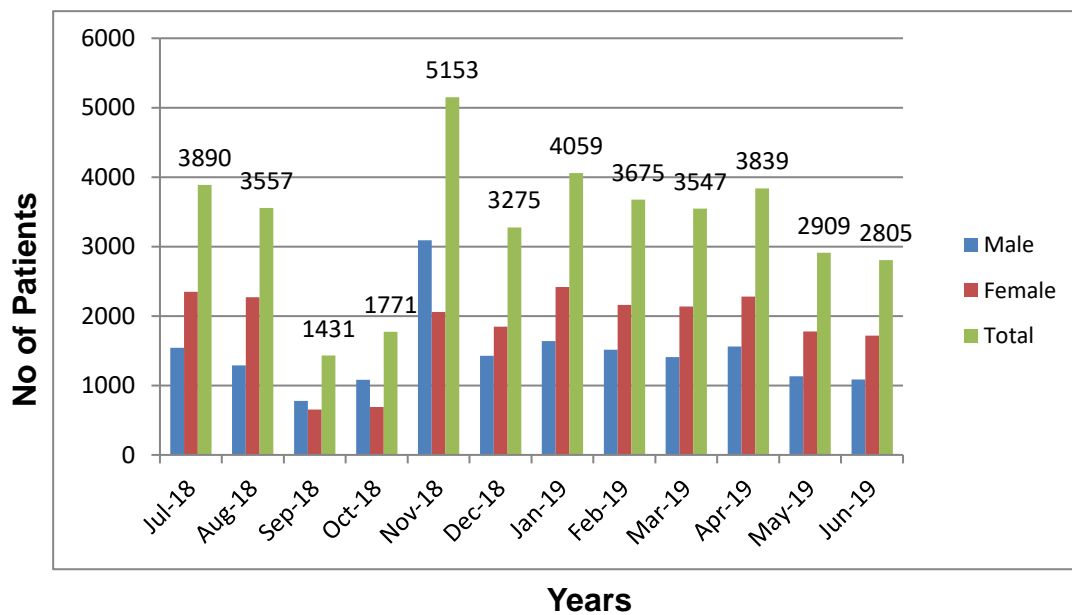
**Summary Of Thallium**  
**1 July 2018 - 30 June 2019**



**Karachi Institute of Heart Diseases**  
**Summary of OPD**  
**July 2018 To June 2019**

S.No	Month & Year	Male	Female	Total
1	Jul-18	1543	2347	3890
2	Aug-18	1287	2270	3557
3	Sep-18	779	652	1431
4	Oct-18	1080	691	1771
5	Nov-18	3092	2061	5153
6	Dec-18	1429	1846	3275
7	Jan-19	1639	2420	4059
8	Feb-19	1514	2161	3675
9	Mar-19	1411	2136	3547
10	Apr-19	1559	2280	3839
11	May-19	1133	1776	2909
12	Jun-19	1086	1719	2805
<b>Total</b>		<b>17552</b>	<b>22359</b>	<b>39911</b>

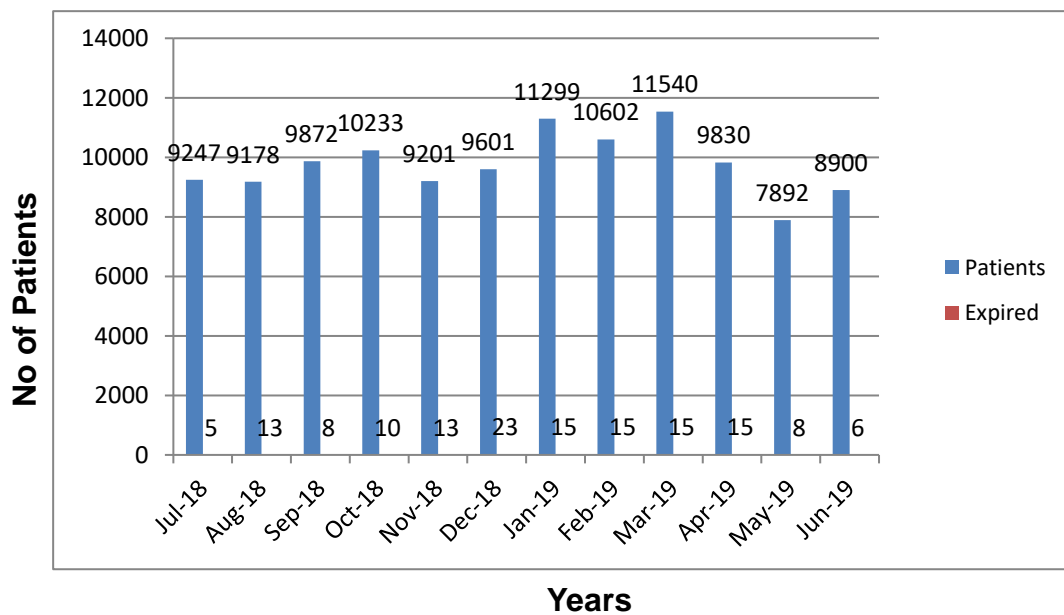
**Summary Of O.P.D**  
**1 July 2018 - 30 June 2019**



**Karachi Institute of Heart Diseases**  
**Summary of ER**  
**July 2018 To June 2019**

S.No	Month & Year	Patients	Expired	B.D	% of Exp
1	Jul-18	9247	5	116	0.054
2	Aug-18	9178	13	112	0.141
3	Sep-18	9872	8	116	0.081
4	Oct-18	10233	10	125	0.09
5	Nov-18	9201	13	102	0.141
6	Dec-18	9601	23	141	0.239
7	Jan-19	11299	15	161	0.1327
8	Feb-19	10602	15	143	0.1415
9	Mar-19	11540	15	137	0.1299
10	Apr-19	9830	15	125	0.1526
11	May-19	7892	8	108	0.1014
12	Jun-19	8900	6	144	0.0674
<b>Total</b>		<b>117395</b>	<b>146</b>	<b>1530</b>	<b>0.12</b>

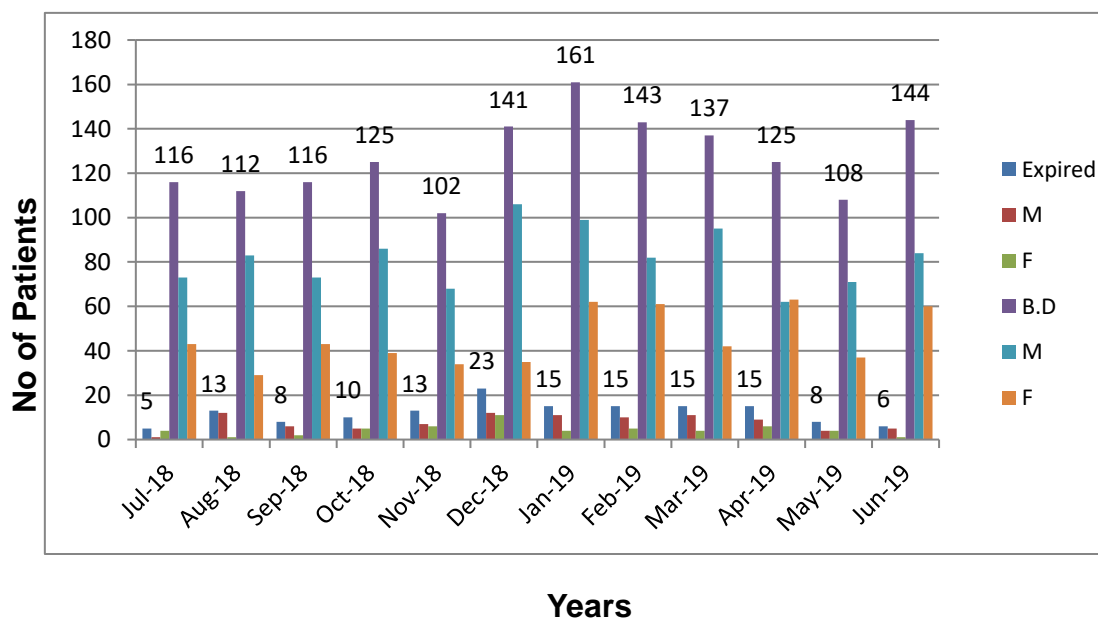
**Summary Of E.R**  
**1 July 2018 - 30 June 2019**



**Karachi Institute of Heart Diseases**  
**Summary of ER ( Expire & BD)**  
**July 2018 To June 2019**

S.No	Month & Year	Expired	M	F	B.D	M	F
1	Jul-18	5	1	4	116	73	43
2	Aug-18	13	12	1	112	83	29
3	Sep-18	8	6	2	116	73	43
4	Oct-18	10	5	5	125	86	39
5	Nov-18	13	7	6	102	68	34
6	Dec-18	23	12	11	141	106	35
7	Jan-19	15	11	4	161	99	62
8	Feb-19	15	10	5	143	82	61
9	Mar-19	15	11	4	137	95	42
10	Apr-19	15	9	6	125	62	63
11	May-19	8	4	4	108	71	37
12	Jun-19	6	5	1	144	84	60
<b>Total</b>		<b>146</b>	<b>93</b>	<b>53</b>	<b>1530</b>	<b>982</b>	<b>548</b>

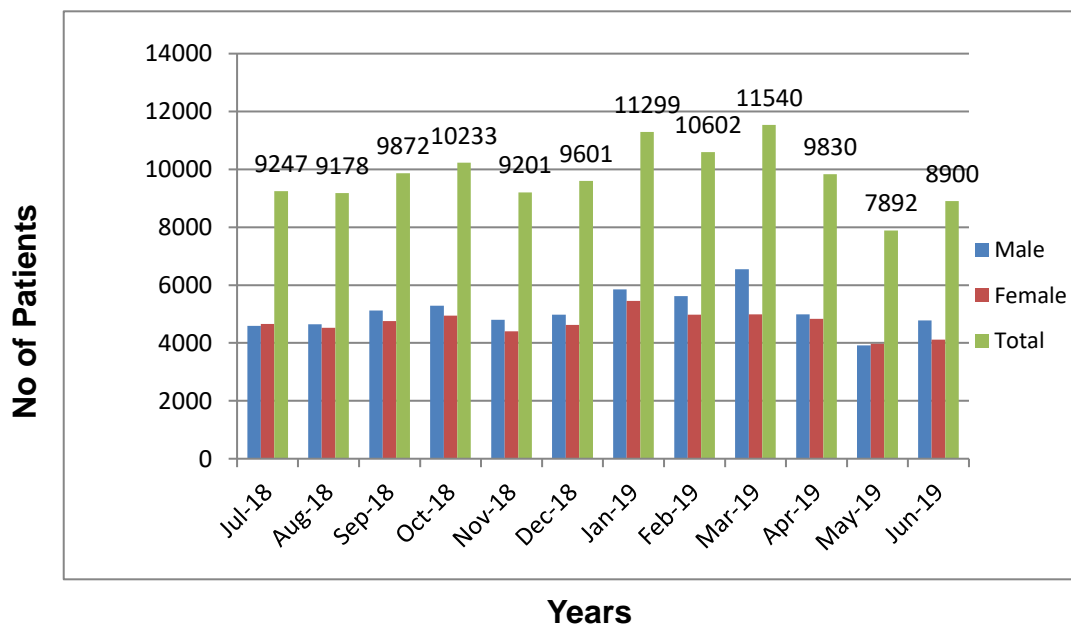
**Summary Of E.R(Expire & BD)**  
**1 July 2018 - 30 June 2019**



**Karachi Institute of Heart Diseases**  
**Summary of ER**  
**July 2018 To June 2019**

S.No	Month & Year	Male	Female	Total
1	Jul-18	4592	4655	9247
2	Aug-18	4651	4527	9178
3	Sep-18	5119	4753	9872
4	Oct-18	5286	4947	10233
5	Nov-18	4801	4400	9201
6	Dec-18	4979	4622	9601
7	Jan-19	5848	5451	11299
8	Feb-19	5622	4980	10602
9	Mar-19	6547	4993	11540
10	Apr-19	4991	4839	9830
11	May-19	3918	3974	7892
12	Jun-19	4780	4120	8900
<b>Total</b>		<b>61134</b>	<b>56261</b>	<b>117395</b>

**Summary Of E.R**  
**1 July 2018 - 30 June 2019**

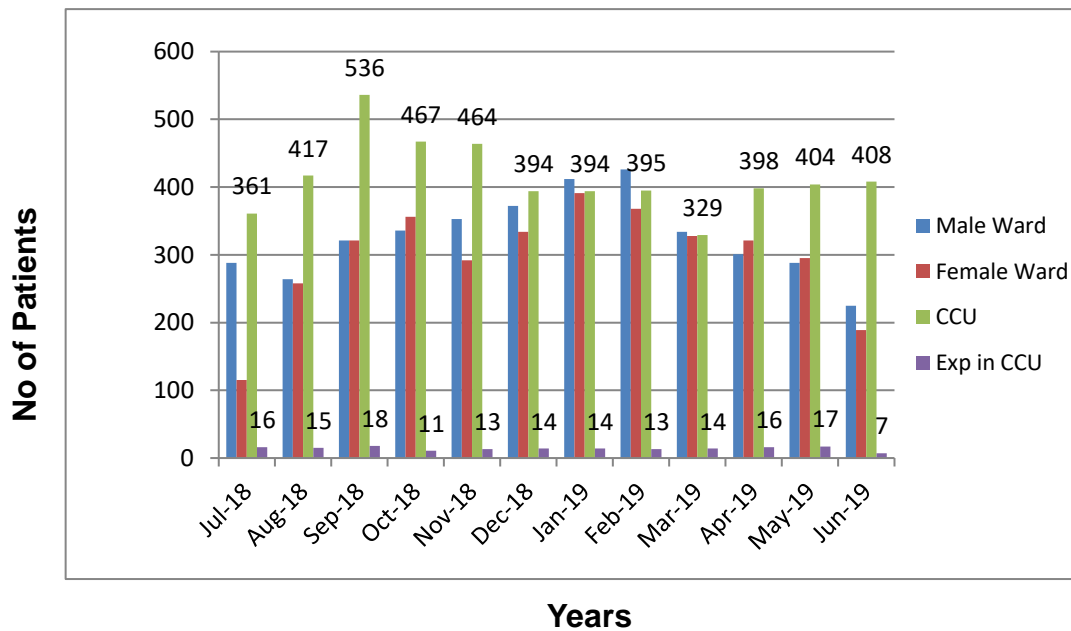




**Karachi Institute of Heart Diseases**  
**Summary of Admission**  
**July 2018 To June 2019**

S.No	Month & Year	Male Ward	Female Ward	CCU	Exp in CCU
1	Jul-18	288	115	361	16
2	Aug-18	264	258	417	15
3	Sep-18	321	321	536	18
4	Oct-18	336	356	467	11
5	Nov-18	353	292	464	13
6	Dec-18	372	334	394	14
7	Jan-19	412	391	394	14
8	Feb-19	426	368	395	13
9	Mar-19	334	328	329	14
10	Apr-19	301	321	398	16
11	May-19	288	295	404	17
12	Jun-19	225	189	408	7
<b>Total</b>		<b>3920</b>	<b>3568</b>	<b>4967</b>	<b>168</b>

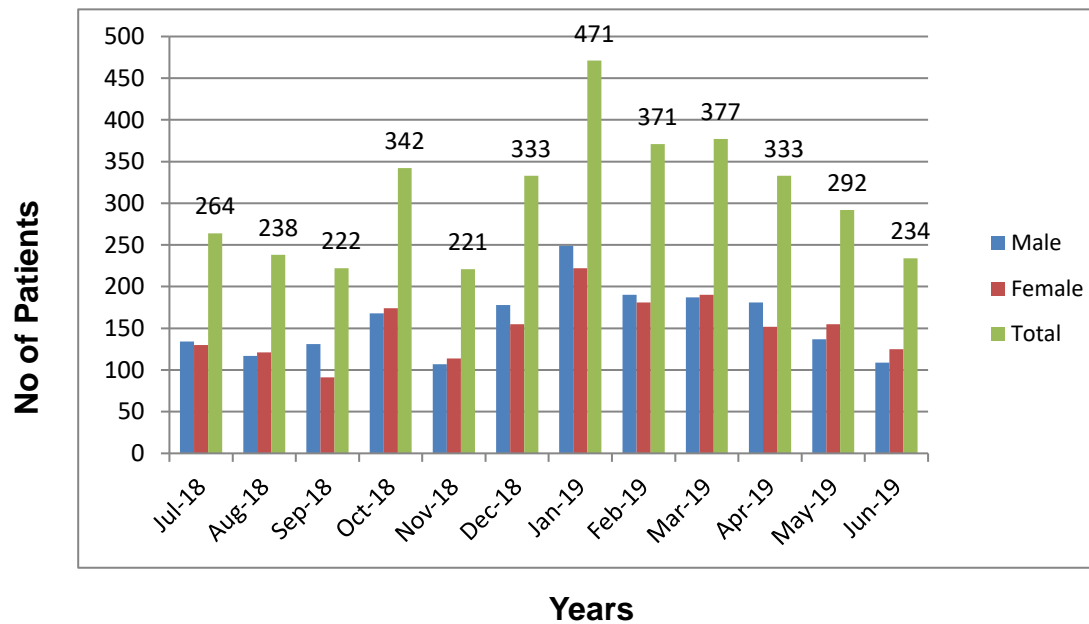
**Summary Of Admission**  
**1 July 2018 - 30 June 2019**



**Karachi Institute of Heart Diseases**  
**Summary of X-Ray**  
**July 2018 To June 2019**

S.No	Month & Year	Male	Female	Total
1	Jul-18	134	130	264
2	Aug-18	117	121	238
3	Sep-18	131	91	222
4	Oct-18	168	174	342
5	Nov-18	107	114	221
6	Dec-18	178	155	333
7	Jan-19	249	222	471
8	Feb-19	190	181	371
9	Mar-19	187	190	377
10	Apr-19	181	152	333
11	May-19	137	155	292
12	Jun-19	109	125	234
<b>Total</b>		<b>1888</b>	<b>1810</b>	<b>3698</b>

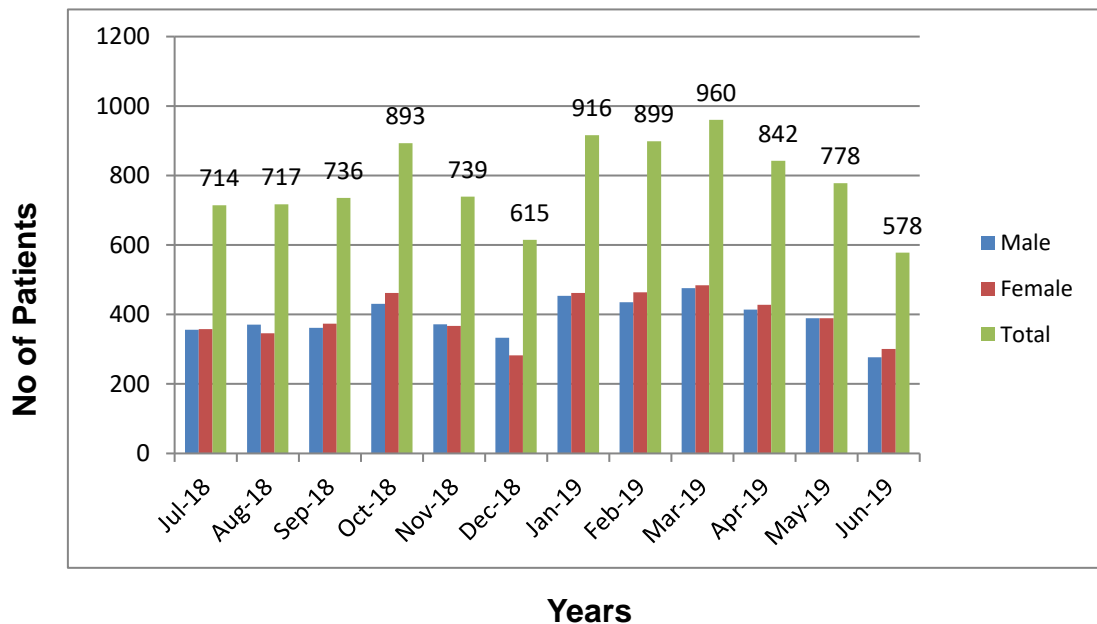
**Summary Of X-Rays**  
**1 July 2018 - 30 June 2019**



**Karachi Institute of Heart Diseases**  
**Summary of Echo**  
**July 2018 To June 2019**

S.No	Month & Year	Male	Female	Total
1	Jul-18	356	358	714
2	Aug-18	371	346	717
3	Sep-18	362	374	736
4	Oct-18	431	462	893
5	Nov-18	372	367	739
6	Dec-18	333	282	615
7	Jan-19	454	462	916
8	Feb-19	435	464	899
9	Mar-19	476	484	960
10	Apr-19	414	428	842
11	May-19	389	389	778
12	Jun-19	277	301	578
<b>Total</b>		<b>4670</b>	<b>4717</b>	<b>9387</b>

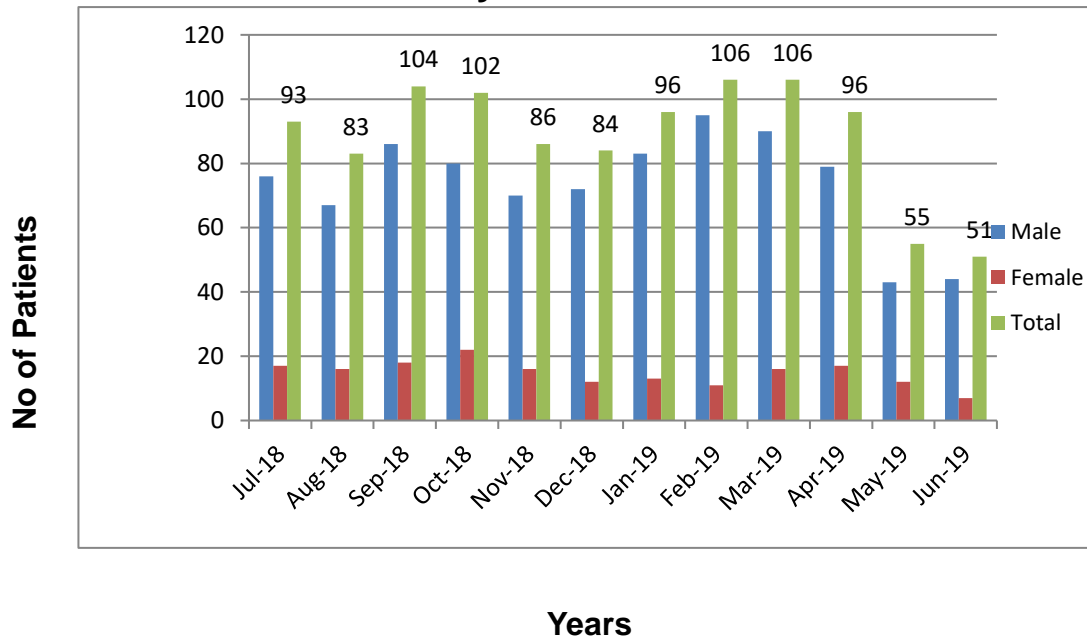
**Summary Of ECHO**  
**1 July 2018 - 30 June 2019**



**Karachi Institute of Heart Diseases**  
**Summary of ETT**  
**July 2018 To June 2019**

S.No	Month & Year	Male	Female	Total
1	Jul-18	76	17	93
2	Aug-18	67	16	83
3	Sep-18	86	18	104
4	Oct-18	80	22	102
5	Nov-18	70	16	86
6	Dec-18	72	12	84
7	Jan-19	83	13	96
8	Feb-19	95	11	106
9	Mar-19	90	16	106
10	Apr-19	79	17	96
11	May-19	43	12	55
12	Jun-19	44	7	51
<b>Total</b>		<b>885</b>	<b>177</b>	<b>1062</b>

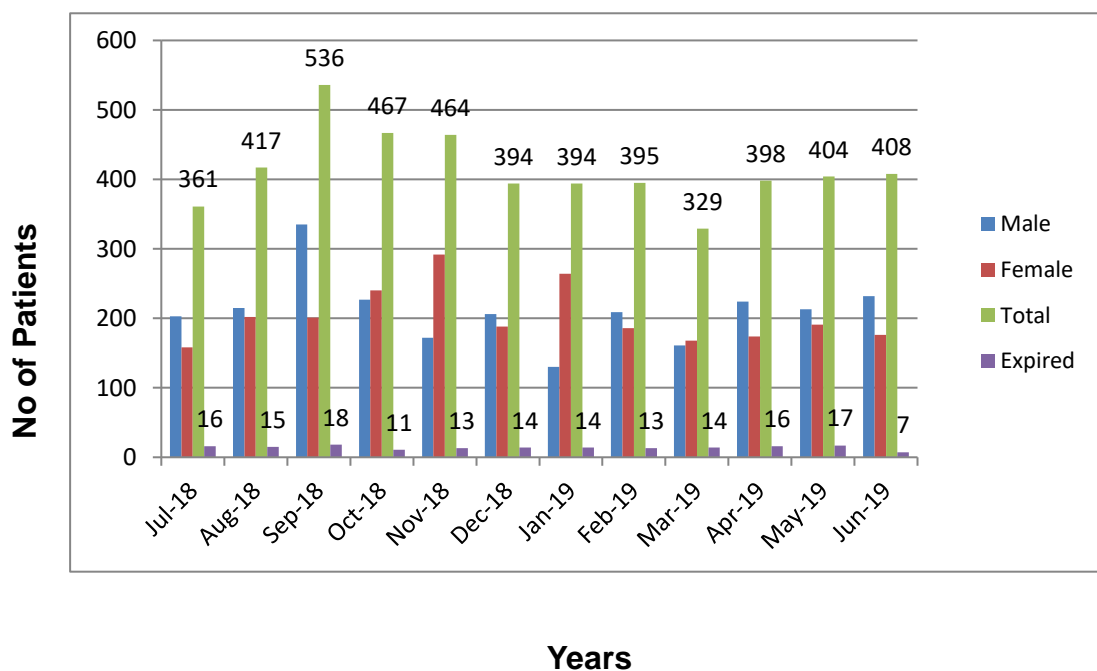
**Summary Of ETT**  
**1 July 2018 - 30 June 2019**



**Karachi Institute of Heart Diseases**  
**Summary of CCU**  
**July 2018 To June 2019**

S.No	Month & Year	Male	Female	Total	Expired	Male	Female
1	Jul-18	203	158	361	16	12	4
2	Aug-18	215	202	417	15	4	11
3	Sep-18	335	201	536	18	12	6
4	Oct-18	227	240	467	11	4	7
5	Nov-18	172	292	464	13	6	7
6	Dec-18	206	188	394	14	4	10
7	Jan-19	130	264	394	14	10	4
8	Feb-19	209	186	395	13	10	3
9	Mar-19	161	168	329	14	7	7
10	Apr-19	224	174	398	16	8	8
11	May-19	213	191	404	17	8	9
12	Jun-19	232	176	408	7	5	2
<b>Total</b>		<b>2527</b>	<b>2440</b>	<b>4967</b>	<b>168</b>	<b>90</b>	<b>78</b>

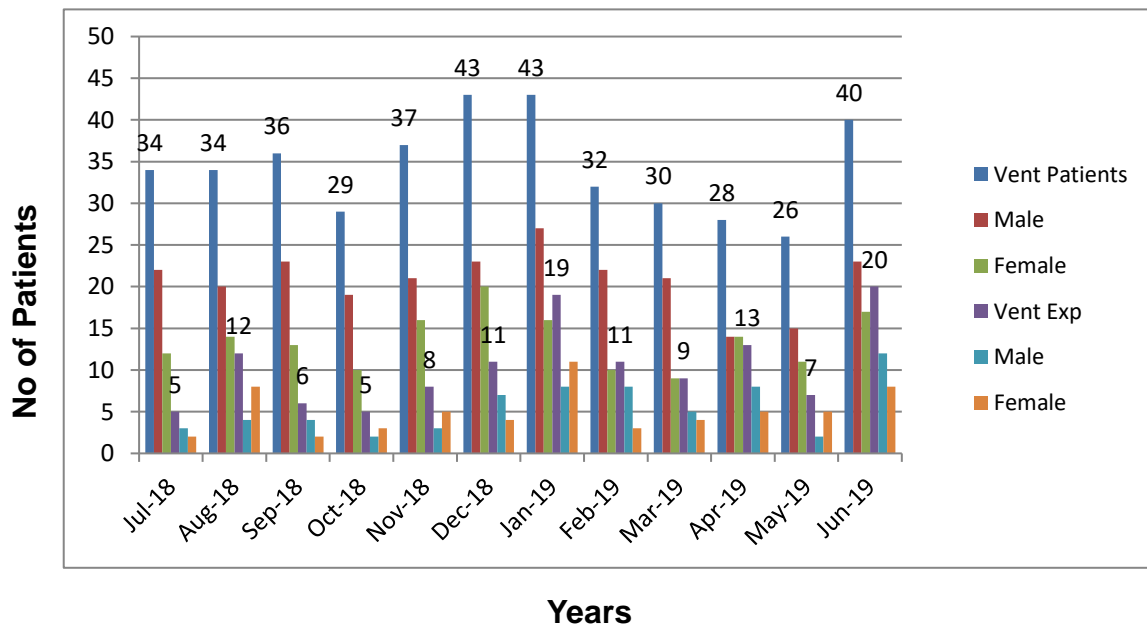
**Summary Of CCU**  
**1 July 2018 - 30 June 2019**



**Karachi Institute of Heart Diseases**  
**Summary of CCU**  
**July 2018 To June 2019**

S.No	Month & Year	Vent Patients	Male	Female	Vent Exp	Male	Female
1	Jul-18	34	22	12	5	3	2
2	Aug-18	34	20	14	12	4	8
3	Sep-18	36	23	13	6	4	2
4	Oct-18	29	19	10	5	2	3
5	Nov-18	37	21	16	8	3	5
6	Dec-18	43	23	20	11	7	4
7	Jan-19	43	27	16	19	8	11
8	Feb-19	32	22	10	11	8	3
9	Mar-19	30	21	9	9	5	4
10	Apr-19	28	14	14	13	8	5
11	May-19	26	15	11	7	2	5
12	Jun-19	40	23	17	20	12	8
<b>Total</b>		<b>412</b>	<b>250</b>	<b>162</b>	<b>126</b>	<b>66</b>	<b>60</b>

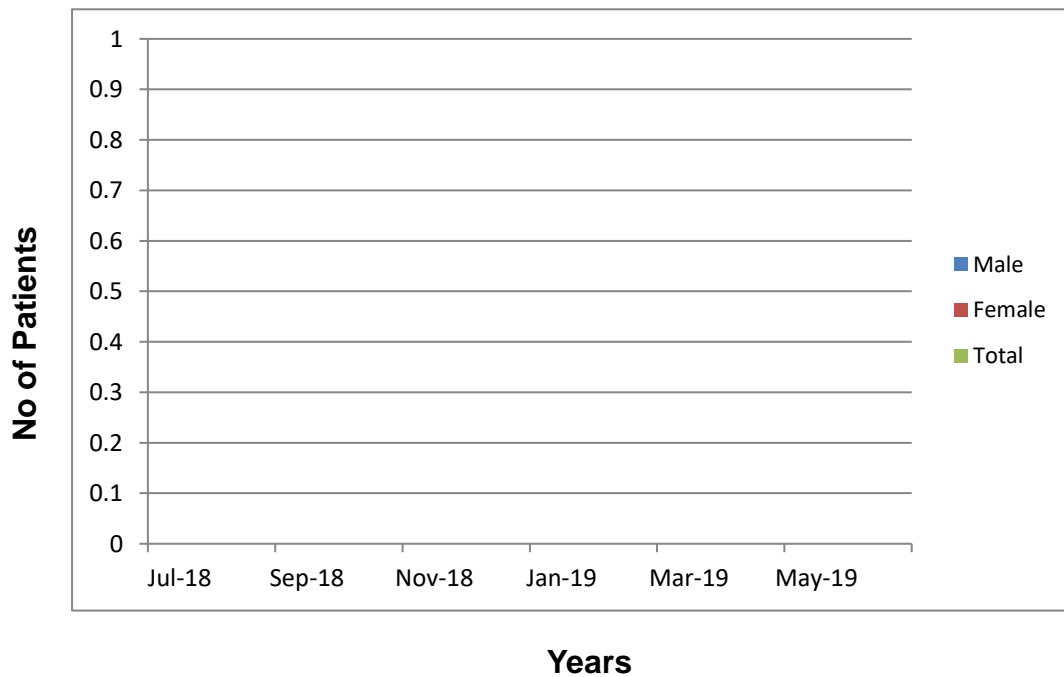
**Summary Of CCU**  
**1 July 2018 - 30 June 2019**



**Karachi Institute of Heart Diseases**  
**Summary of C.T Angio**  
**July 2018 To June 2019**

S.No	Month & Year	Male	Female	Total
1	Jul-18	0	0	0
2	Aug-18	0	0	0
3	Sep-18	0	0	0
4	Oct-18	0	0	0
5	Nov-18	0	0	0
6	Dec-18	0	0	0
7	Jan-19	0	0	0
8	Feb-19	0	0	0
9	Mar-19	0	0	0
10	Apr-19	0	0	0
11	May-19	0	0	0
12	Jun-19	0	0	0
<b>Total</b>		<b>0</b>	<b>0</b>	<b>0</b>

**Summary Of CT. Angio**  
**1 July 2018 - 30 June 2019**









|

























